

Community Development Department Narrative – June 2025

Development Services drove significant activity in June 2025, issuing 41 permits and completing 36, with a total construction valuation of \$2,533,084 (averaging \$54,722 per permit). Notably, four single-family dwellings at Sutter’s Ridge contributed significantly, with valuations ranging from \$412,615 to \$513,942, reflecting robust residential growth. The division collected \$31,928 in fees.

Building Division

In June 2025, the Building Division conducted 14 plan reviews to ensure compliance with safety and structural standards. The issuance of 9 Certificates of Lateral Compliance. Additionally, 13 virtual inspections were completed, utilizing technology to enhance efficiency.

Planning Division

The Planning Division processed one Conditional Use Permit application in June 2025, reflecting a focused effort to evaluate land use proposals in alignment with Placerville’s zoning regulations and community development goals.

Code Enforcement Division

The Code Enforcement Division managed 117 active cases in June 2025, addressing violations in building, planning, fire, solid waste, engineering, and public works. This diligent oversight ensures a safe, compliant community environment by enforcing municipal codes.

PLANNING | BUILDING | CODE COMPLIANCE

PLANNING SUMMARY

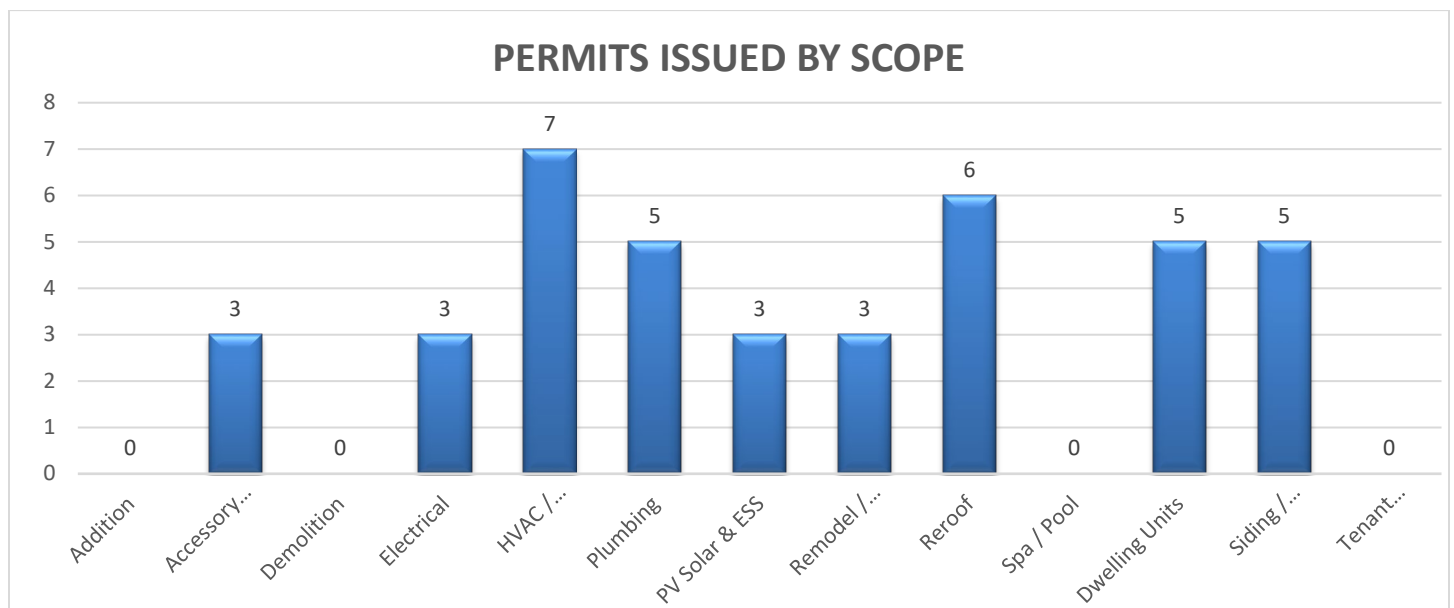
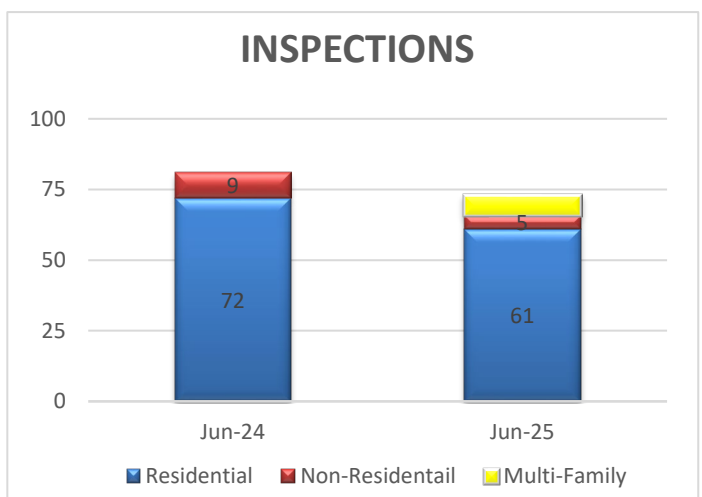
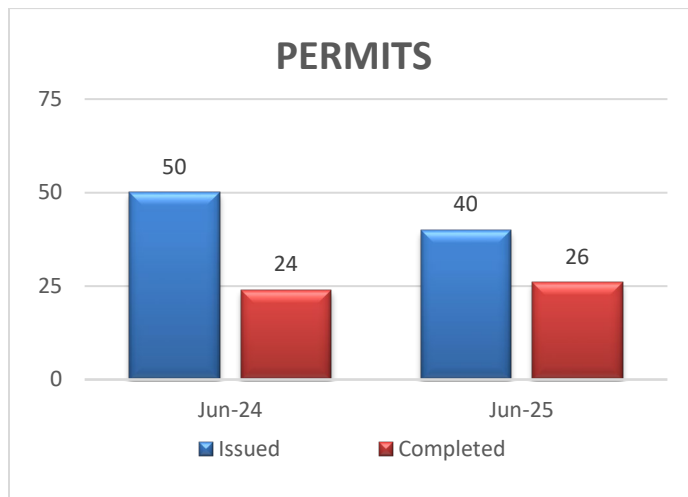
APPLICATIONS

- CONDITIONAL USE PERMIT: 1

BUILDING SUMMARY

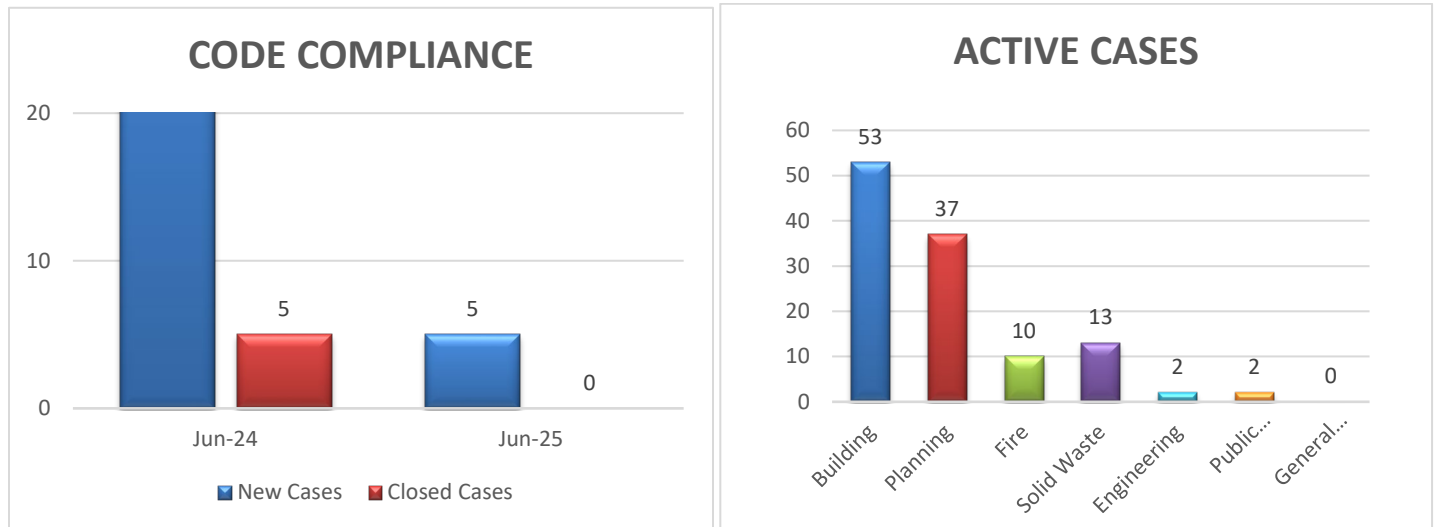
STATISTICS

- PLAN REVIEW: 14
- CERTIFICATE OF LATERAL COMPLIANCE: 9
- VIRTUAL INSPECTIONS: 13



CODE ENFORCEMENT SUMMARY

Active Cases: **117**



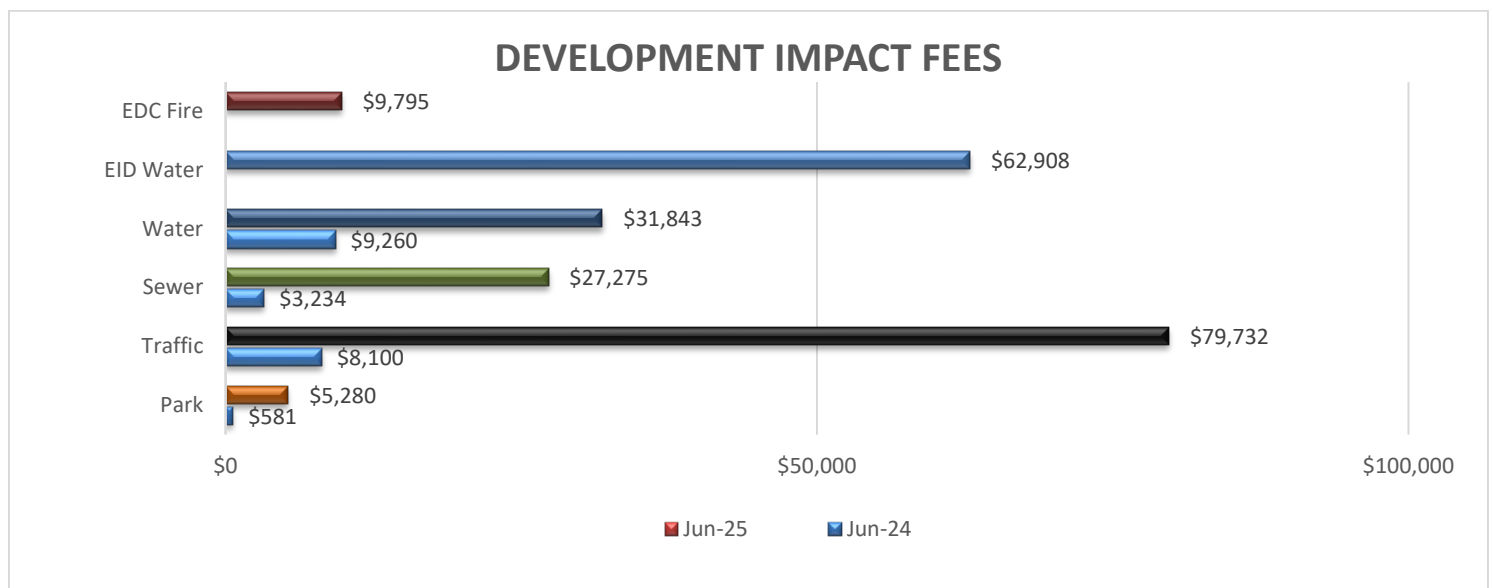
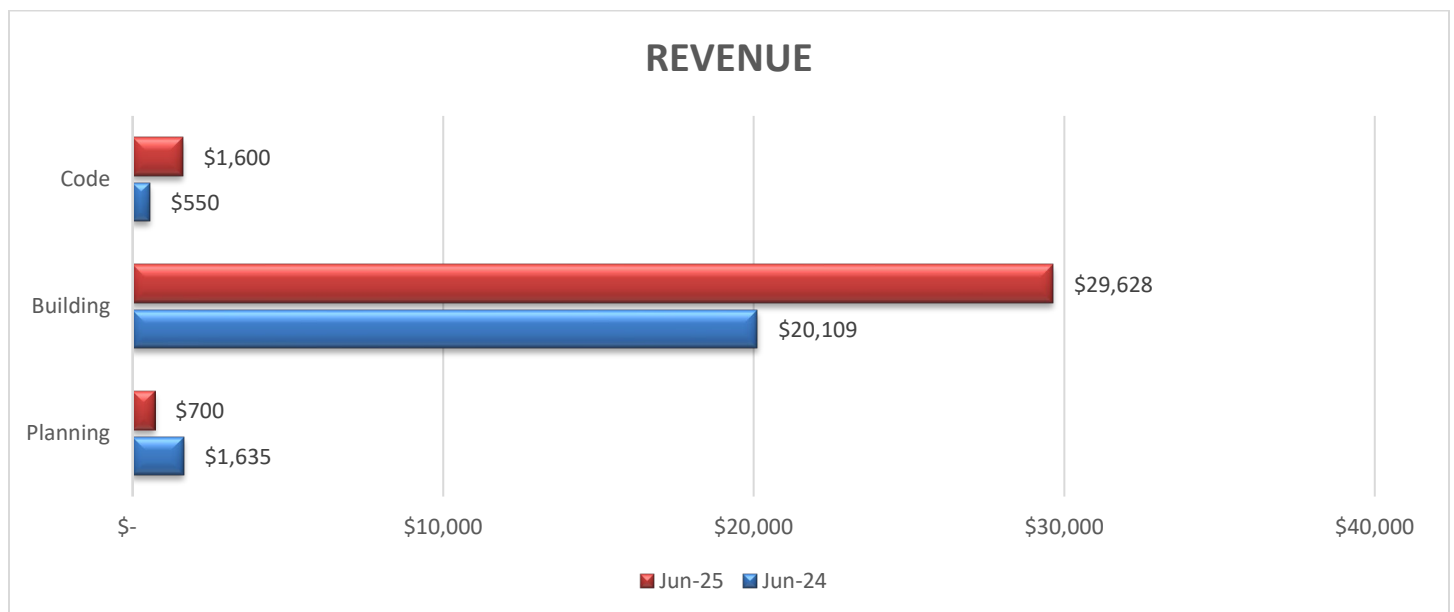
FY 24/25 New Cases	Jul	Aug	Sep	Oct	Nov	Dec	Jan	Feb	Mar	Apr	May	Jun	Total
Building	4	4	6	2	10	1	2	1	0	4	1	2	34
Zoning	5	6	7	8	2	2	4	0	0	0	0	0	34
Solid Waste	1	1	2	1	1	1	0	0	0	0	0	0	7
Fire	8	3	5	0	0	0	0	0	0	1	0	2	17
Nuisance	0	1	0	3	0	1	1	0	0	0	0	0	6
TOTAL	18	15	21	14	13	5	7	1	0	5	1	4	104

DEVELOPMENT SUMMARY

TOTAL DSD FEES COLLECTED: **\$31,928**

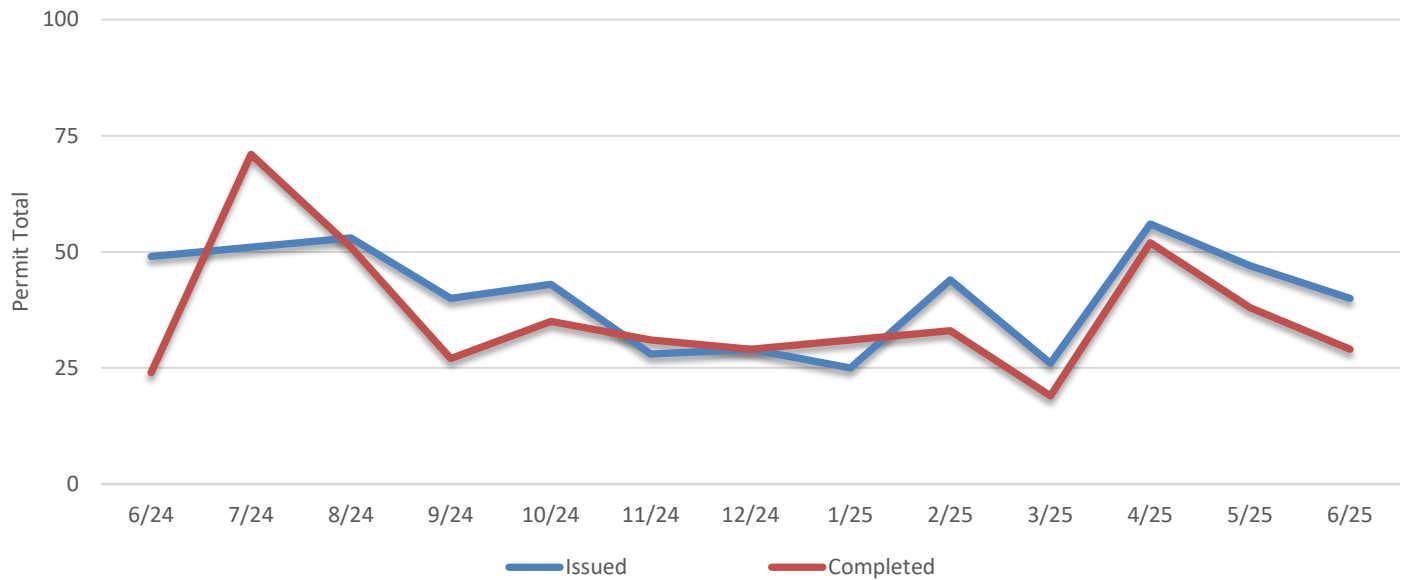
MOVING MONTHLY TRENDS & AVERAGES FOR A YEAR

- PERMITS ISSUED: **41**
- PERMITS COMPLETED: **36**
- CONSTRUCTION VALUATION: **\$2,533,084**
- PERMIT CONSTRUCTION VALUATION: **\$54,722**



PLANNING | BUILDING | CODE COMPLIANCE

BUILDING PERMITS ISSUED & COMPLETED YTD



CONSTRUCTION VALUATION YTD

